



# QUICK START GUIDE

YEALINK T33G

OPTUS+ **yello.**

## SOLUTION LINE

833.487.0003

EXT. 711

## DIALING PROCEDURES

**Internal Extensions:** Dial three digit extension.

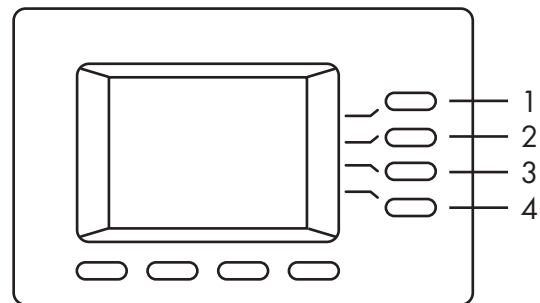
**External Number:** Dial 10 digit number.

## CALL PARKING

With the Call Parking feature, you can put an active call on hold and resume the call from any other phone in your organization. The site can have a maximum of two callers on park at any given time.

### Parking a Call:

- Press button 2 to place a call on park.
- Use buttons 3 and 4 to retrieve parked calls.



Button #	Name
1	Line 1
2	Place a Call on Park
3	Park Pickup 1
4	Park Pickup 2




For the full User Guide,  
scan the QR code.

# T33G PHONE FEATURES

## PLACING OUTGOING CALLS

### When the phone is not in use:

1. Pick up the handset or press the "Speaker" button. 
2. Dial tone will be heard.

### When you are already on a call:

1. Press the "Hold" soft key.
2. Press the "New Call" soft key.
3. Dial an extension or telephone number.
4. Resume the original call by pressing the "Resume" soft key.

## ANSWERING AN INCOMING CALL

### On the handset:

- Pick up the handset to answer the call.

### On speakerphone:

- Press the "Speaker" button  to answer the call.

## ENDING A CALL

### On a handset:

- Hang up the handset or press the "More" soft key followed by the "End Call" soft key.

### On speakerphone:

- Press the "Speaker" button. 

## HOLD

### Placing a call on hold:

- While on a call, press the "Hold" soft key.

### Retrieving calls on hold:

- Press the "Resume" soft key.


## TRANSFERRING CALLS

### Blind Transfer


1. Press the Trans soft key during an active call.
2. Enter the number you want to transfer to.
3. Press the B Trans soft key.

## VOLUME ADJUSTMENT



### In-Call Volume:

- While on a call, press the "+" and "-" buttons  to raise or lower the volume.

### Ringer Volume:

- While the phone is not in use, press the "+" or "-" buttons  to adjust the ringer volume on the phone.

## REDIAL

- Press  to enter the Placed Calls list, select the desired entry, and press or the Send soft key.
- Press  twice when the phone is idle to dial out the last dialed number.



For the full User Guide,  
scan the QR code.